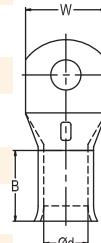
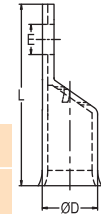
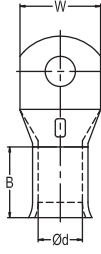


## RCCN 日成FC喇叭口铜管端子 FC With bell-Mouth Copper Ture Terminals



型号 Item No.	尺寸 DIMENSION					
	E	D $\phi$	d $\phi$	W	B	L
FC50-10	10.5	12.5	9.2	18.0	19.0	52.0
FC50-12	13.0	12.5	9.2	19.0	19.0	54.0
FC50-14	15.0	12.5	9.2	21.0	19.0	57.5
FC50-16	17.0	12.5	9.2	26.0	19.0	61.0
FC70-6	6.5	15.0	11.0	21.0	21.0	51.0
FC70-8	8.5	15.0	11.0	21.0	21.0	51.0
FC70-10	10.5	15.0	11.0	21.0	21.0	55.0
FC70-12	13.0	15.0	11.0	22.0	21.0	59.0
FC70-14	15.0	15.0	11.0	23.0	21.0	62.5
FC70-16	17.0	15.0	11.0	28.0	21.0	66.0
FC70-20	21.0	15.0	11.0	30.0	21.0	72.0
FC95-8	8.5	17.0	13.1	25.0	25.0	56.0
FC95-10	10.5	17.0	13.1	25.0	25.0	60.0
FC95-12	13.0	17.0	13.1	25.0	25.0	62.0
FC95-14	15.0	17.0	13.1	25.0	25.0	66.5
FC95-16	17.0	17.0	13.1	25.0	25.0	70.0
FC95-20	21.0	17.0	13.1	30.0	25.0	76.0
FC120-8	8.5	19.0	14.5	28.0	26.0	64.0
FC120-10	10.5	19.0	14.5	28.0	26.0	64.0
FC120-12	13.0	19.0	14.5	28.0	26.0	66.0
FC120-14	15.0	19.0	14.5	28.0	26.0	69.5
FC120-16	17.0	19.0	14.5	28.0	26.0	72.0
FC150-10	10.5	21.0	16.2	30.0	30.0	71.0
FC150-12	13.0	21.0	16.2	30.0	30.0	73.0
FC150-14	15.0	21.0	16.2	30.0	30.0	73.0
FC150-16	17.0	21.0	16.2	30.0	30.0	75.0
FC185-12	13.0	23.0	18.0	33.5	32.0	81.0
FC185-14	15.0	23.0	18.0	33.5	32.0	85.0
FC185-16	17.0	23.0	18.0	33.5	32.0	87.0
FC185-20	21.0	23.0	18.0	33.5	32.0	91.0
FC240-10	10.5	26.0	20.6	38.0	35.0	93.5
FC240-12	13.0	26.0	20.6	38.0	35.0	93.5
FC240-14	15.0	26.0	20.6	38.0	35.0	93.5
FC240-16	17.0	26.0	20.6	38.0	35.0	93.5
FC240-20	21.0	26.0	20.6	38.0	35.0	93.5
FC300-12	13.0	28.0	23.0	41.0	44.0	96.0
FC300-14	15.0	28.0	23.0	41.0	44.0	102.0
FC300-16	17.0	28.0	23.0	41.0	44.0	102.0
FC300-20	21.0	28.0	23.0	41.0	44.0	106.0
FC400-12	13.0	32.0	26.0	46.5	44.0	115.0
FC400-14	15.0	32.0	26.0	46.5	44.0	115.0
FC400-16	17.0	32.0	26.0	46.5	44.0	115.0
FC400-20	21.0	32.0	26.0	46.5	44.0	118.0



型号 Item No.	尺寸 DIMENSION					
	E	D $\phi$	d $\phi$	W	B	L
FC10-5	5.3	6.8	4.3	12.0	12.0	30.5
FC10-6	6.5	6.8	4.3	12.0	12.0	30.5
FC10-8	8.5	6.8	4.3	15.0	12.0	37.0
FC10-10	10.5	6.8	4.3	16.0	12.0	41.0
FC10-12	13.0	6.8	4.3	19.0	12.0	44.0
FC16-5	5.3	8.0	5.3	12.0	14.0	33.3
FC16-6	6.5	8.0	5.3	12.0	14.0	33.3
FC16-8	8.5	8.0	5.3	16.0	14.0	37.5
FC16-10	10.5	8.0	5.3	16.0	14.0	41.5
FC16-12	13.0	8.0	5.3	19.0	14.0	44.0
FC25-5	5.3	9.5	6.6	13.0	15.0	36.3
FC25-6	6.5	9.5	6.6	13.0	15.0	36.3
FC25-8	8.5	9.5	6.6	18.0	15.0	42.0
FC25-10	10.5	9.5	6.6	18.0	15.0	46.0
FC25-12	13.0	9.5	6.6	18.0	15.0	48.0
FC25-14	15.0	9.5	6.6	20.0	15.0	52.5
FC35-5	5.3	11.0	7.9	15.0	17.0	39.5
FC35-6	6.5	11.0	7.9	15.0	17.0	39.5
FC35-8	8.5	11.0	7.9	17.0	17.0	44.0
FC35-10	10.5	11.0	7.9	17.0	17.0	49.0
FC35-12	13.0	11.0	7.9	19.0	17.0	51.0
FC35-14	15.0	11.0	7.9	21.0	17.0	53.5
FC50-6	6.5	12.5	9.2	18.0	19.0	42.5
FC50-8	8.5	12.5	9.2	18.0	19.0	47.0